

## ONLINE ACTIVITIES AND DIGITAL READERS

Dear Students,

10% of your semester grade will consist of the grades you will receive from Online Activities and Digital Readers. 6% of the grade you will get from Online Activities and 4% of the grade you will get from Digital Readers will contribute to your semester grade.

### Online Activities:

First, you will receive your Oxford ID as a register at <https://englishfile4e.oxfordonlinepractice.com/>. After logging in using your Oxford ID, add your book and register for your own class using the class codes that will be announced by the lecturer responsible for your class and will also be announced through the announcements at <https://www.ktu.edu.tr/ydyo>. In this way, the lecturer responsible for your class will be able to control the activities you do.

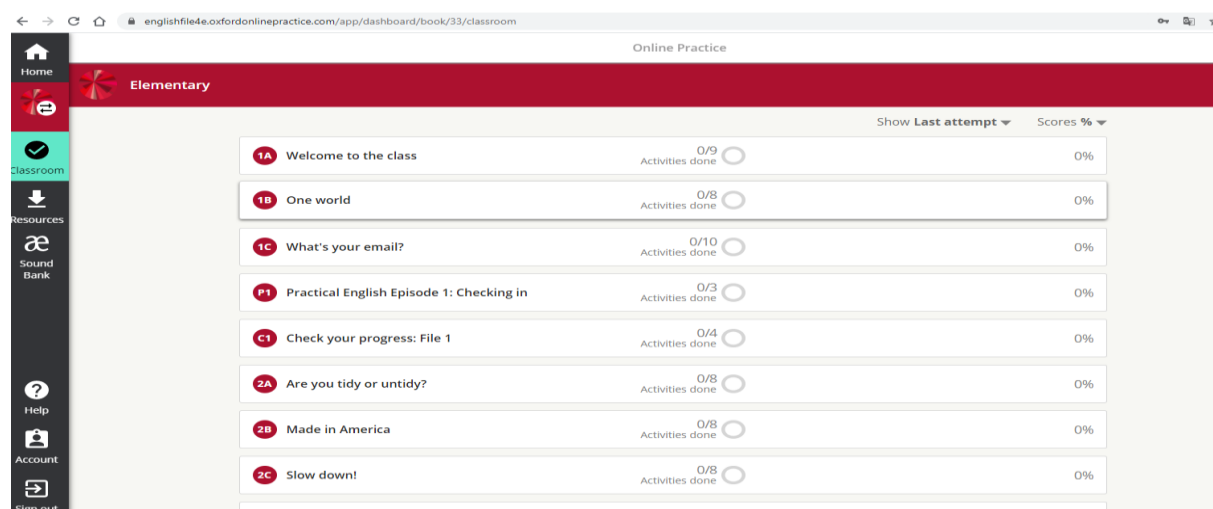
Since the students who will repeat the level in the 2nd and 3rd periods will use the Headway books, they will add their book by logging in from the address <https://headway5e.oxfordonlinepractice.com/>. They should register their own online class using the class codes that the instructor responsible for their class will inform them, and also that will be announced in the announcements at <https://www.ktu.edu.tr/ydyo>

**Important:** Buying original books is important in terms of accessing online activities and readers in the digital environment. As the sole authorized distributor of Oxford University Press Black Sea Region, you can obtain your books from Yaprak Bookstore, which provides services in our region, with a special discount for KTU students. When you send the e-mail address "yaprakitabevi61@gmail.com", which is opened only for KTU students, at what level you request a book, you will be informed by the publishing house about its availability. The books will be delivered to you by courier. In addition to your books, 25 Digital Readers (reading books) set passwords suitable for your level will be sent free of charge. These readers will be used in assessment and evaluation and will play an important role in determining your level grade.

**IMPORTANT:** If you just add your book and do the activities. The instructor of the course cannot see the activities you have done. For this reason, be sure to join your Online Class using the class code that the course administrator will inform. (You can register for the class by using "Join Class") If you do not attend the class, the instructor of the course cannot see and grade what you have done. Responsibility for this is entirely

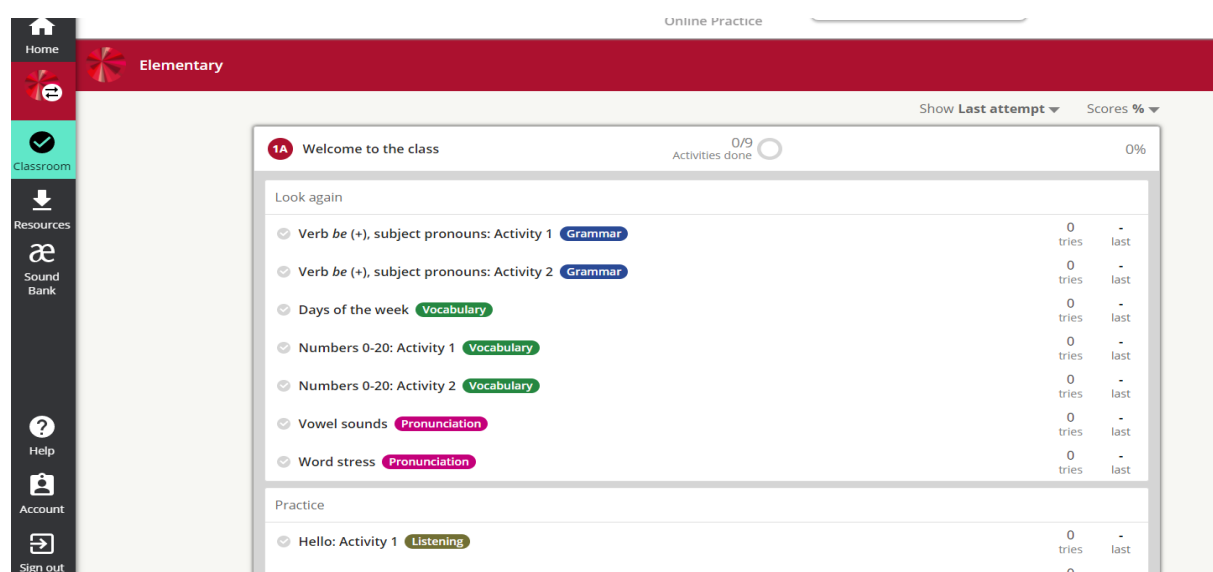
the responsibility of the students. At the end of the semester, any application from students will not be considered after the deadline for the submission of grades.

When you click on your book on the system, you will see activities related to all the units in your book.



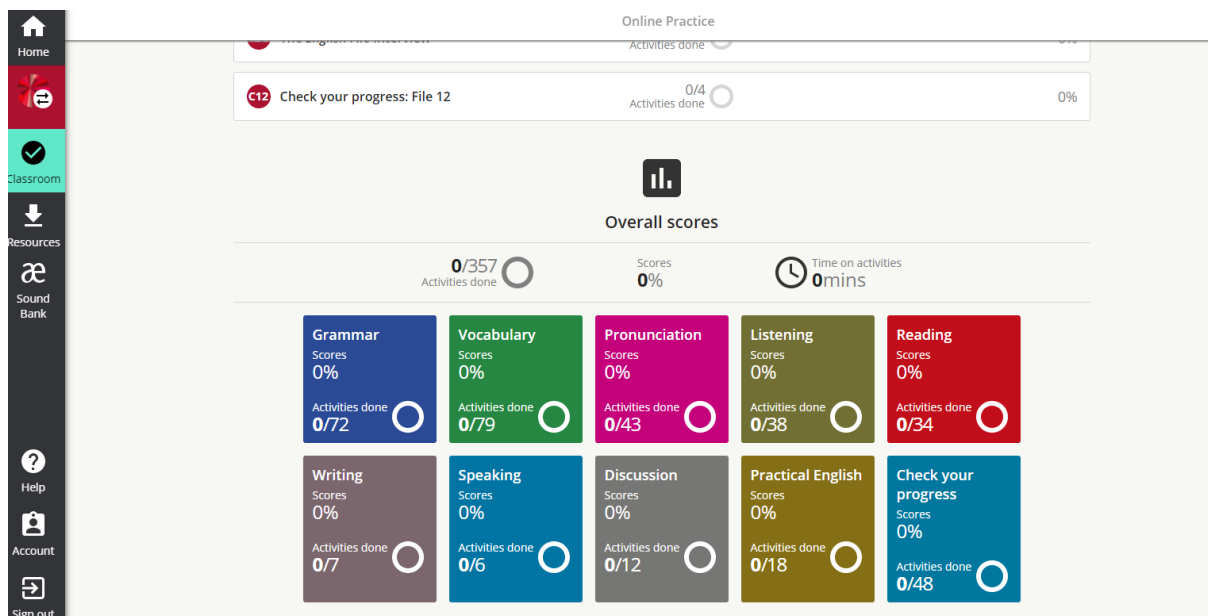
The picture above shows the online activities of the Elementary level book. For example 1A, 1B, 1C etc.

When you click on each activity, many activities related to that part of your book will appear. For example grammar, reading, listening etc.



You must do these parts in all activities.

You will see your own performance



In this section, the activities you do, the time you spend and your grade will appear.

The instructor responsible for your class will take your grade here and enter it into the grading system. This grade will make up 6% of your level.

## ONLINE ACTIVITIES

EF/ HEADWAY ONLINE OVERALL SCORE	STUDENT'S SCORE FOR "QUIZ 4" ON BYS SYSTEM
85	100
80	94
75	88
70	82
65	76
60	70
55	64
50	60
45	53
40	47
35	41
30	35
25	29
20	24

STUDENT'S SCORE IS FOR **"QUIZ 4"** ON BYS SYSTEM.

## Digital Readers:

Log in to the system using your Oxford ID from <https://www.oxfordlearnersbookshelf.com> or its application. You can add your digital readers to your page with the reader password sent to you from the “Add Books” section. 25 readers will be installed on your page for each level.

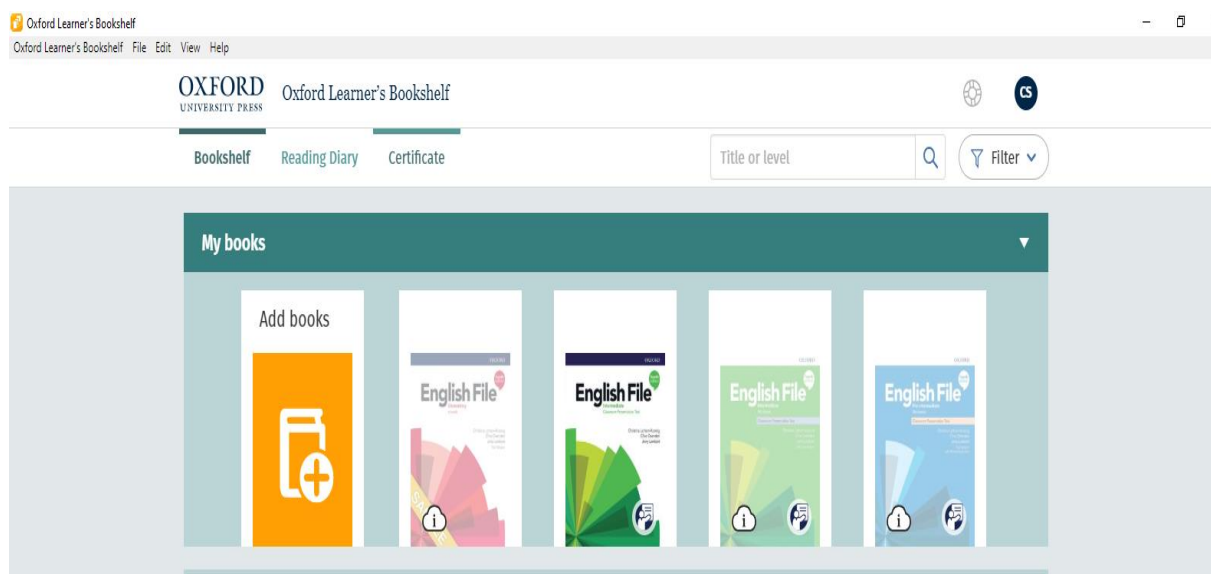
Our students are required to do their reading until the date specified in the Academic Calendar and to send the certificates they will receive through the system via e-mail to document their reading.

## The procedure Students should follow in the 1<sup>st</sup> Period

To get your certificate,

Log in to the system using your Oxford ID from <https://www.oxfordlearnersbookshelf.com> or its application.

- Click on “CERTIFICATE” from the tabs above



- Click “DOWNLOAD YOUR READING CERTIFICATE (PDF)” on the right of the page that opens.

### Download your reading diary



Download a table of all  
your reading progress  
(CSV)



Download your reading  
certificate (PDF)

- Transfer your certificate in PDF format to your computer, etc. download.
- Sample Certificate:



As seen on the Sample Certificate, your name will be written in the closed area in blue. Just below it, there will be information indicating how many books you have read, how many words you have read, how much time you have spent, and below the history, which books you have read.

## The procedure Students should follow in the 2<sup>nd</sup> and 3<sup>rd</sup> Periods

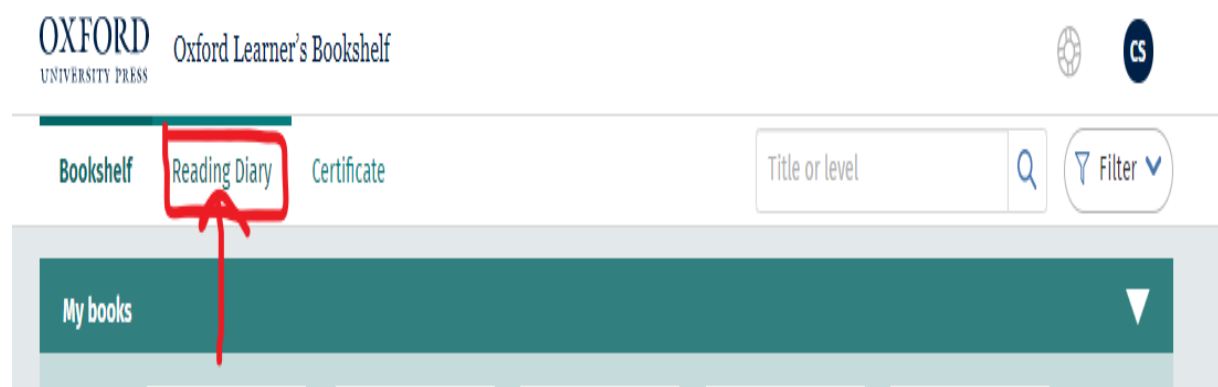
Dear Students, In the 1st period, you were asked to obtain a Certificate for the Readers you read through Oxford Learners Bookshelf and forward it to the relevant lecturers. You had to read 25 books for the 1st Period. Some of our students have read 25 books, some have read less, and some have not read any books at all. As a result, Period 1 is over.

You will be asked to read 25 books at your new levels for the 2nd and 3rd Periods. However, the information contained in the certificates is only the number and duration of the books read. For this reason, there is no information on the level of the books read and when they were read in the certificates you will receive.

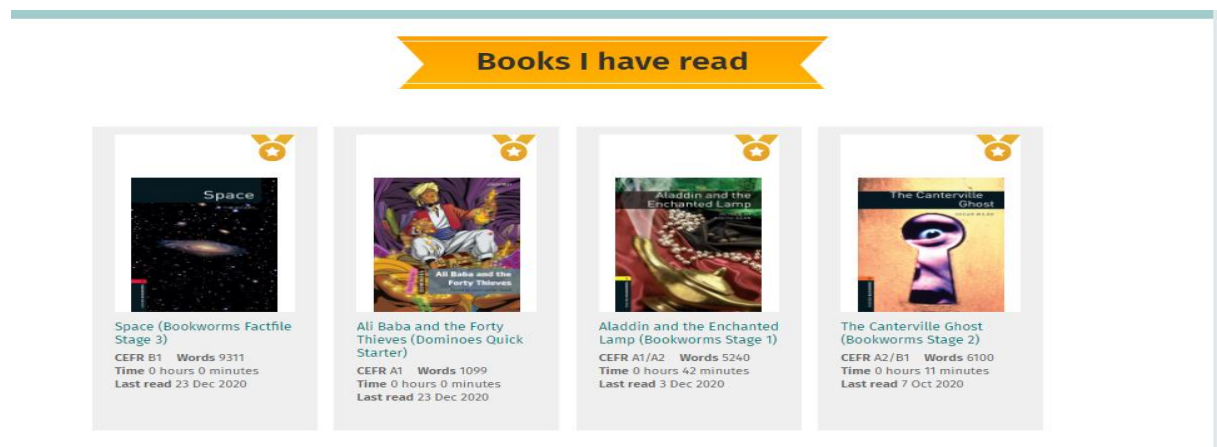
For example, if the student who reads 25 books in the 1st period reads 25 books in the 2nd period, a total of 50 books will appear in his certificate. Likewise, when the student who reads 10 books in the 1st period reads 20 books for the 2nd period, 30 books will appear in his certificate, but the instructor will not be able to understand how many books he read in the 1st period and how many books in the 2nd period.

For this reason, you are requested to use a different method to document the books you have read for the 2nd and 3rd Periods.

In this method, firstly click on the "READING DIARY" button on the page that opens when you log in to Bookshelf.

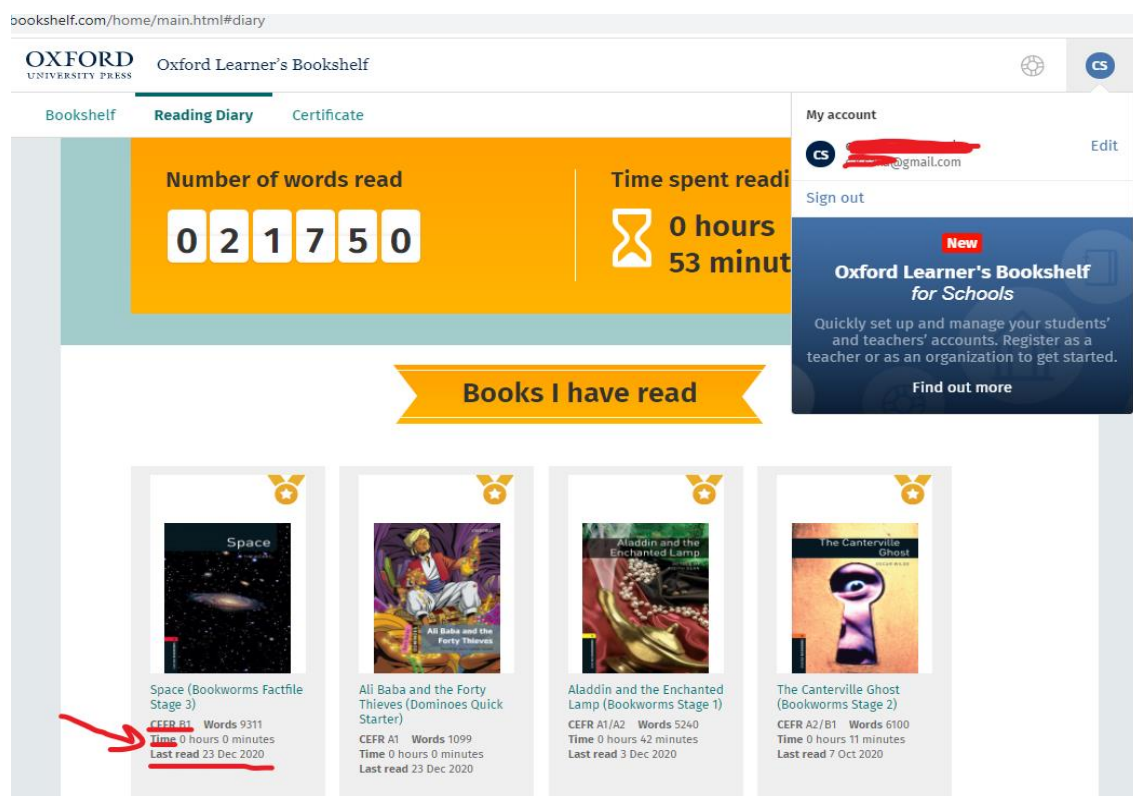


When you scroll down the page that opens, you will see the books you have read.



Here, by making your username on the top corner of your page open, take as many screenshots as necessary showing all the books you have read in the 2nd period (the screenshot you will get will increase as the number of books you read) and send them to the lecturer in charge of your class. For the 3rd period, the same application will be made for the books of your new level. As you will notice here, under the books there is information including the level of the books, the time and the date of reading. Make sure this information is visible.

For example,



In this way, your ID in the upper right corner, the books you read and the level, date and duration you read will be very clearly visible.

## **As a result, the Certificate you will receive in Period 1 and the screenshots you will receive in Periods 2 and 3**

- must be sent to the e-mail address of the lecturer responsible for your class.
- The instructor will evaluate your performance by taking into account the number of books you read and the time you spend.
- You are expected to read 25 books and spend at least 25 hours in the system. The student who completes this number of books and spends the required time will receive full marks. And this grade will make up 4% of your level.
- Doing the activities at the end of the books is extremely important for the development of your reading comprehension skills. Therefore, keep in mind that dedicating time to these parts will increase your language level.

### **Readers Rubric:**

Number of Books Read	Grade	Time Spent	Grade
25	100	24 Hours or More	100
24	96	24-25 Hours	96
23	92	23-24 Hours	92
22	88	22-23	88
21	84	21-22	84
20	80	20-21	80
Number of Books Read X 4 pts=.....		Time Spent X 4 pts=.....	
% 50		%50	
Total Grade= Books Read(%50)+Time Spent(%50)			

**STUDENT'S SCORE IS FOR "QUIZ 5" ON BYS SYSTEM.**